





## [Concerning Tram Fares]

**Adult Fare 180yen** (Flat Fare)

**Child Fare 90yen** (Flat Fare)

Please pay when you get off.

Adult	 Junior High School Student and Older	180yen
Child	 6 Years Old through Elementary School	90yen
Infant	 1-5 Years Old (Not yet in Elementary School)	90yen*
(*) Infants not yet in elementary school are <b>Free</b> (only one infant per one adult/child)		
Baby	 Under One Year Old	Free

(Ex.)

● 1 Adult + 1 Infant  = 1 Adult Fare

● 1 Adult + 2 Infants  = 1 Adult + 1 Child Fare

● 1 Adult + 1 Infant + 1 Baby  = 1 Adult Fare

● 1 Child + 1 Infant  = 1 Child Fare

● 1 Child + 2 Infants  = 2 Child Fare

Tram Location Services  
熊本市電ナビ  
Kumamoto City Tram

Current tram service conditions and location information can be accessed using your smartphone or PC.

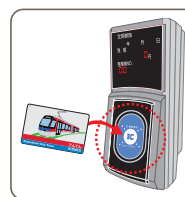


KUMAMOTO Free Wi-Fi Is Now Available While Riding the Tram




## [When Riding]

- The door is located in the middle of the tram.
- The low-floor trams have two accessible doors.
- IC Card cardholders please scan the reader when entering the tram.
- Pay the fare when you exit the tram.  
※ If you plan to pay using a touch to pay card or QR code, you do not need to touch it when you get on the tram.



## [When Exiting]

- Push the stop button to inform the staff you wish to exit.
- Exit the tram at the front. Low-floor trams can be exited from either door.
- To pay with an IC card, touch to pay card, or QR code, please touch it to the card reader when you get off the tram.  
※ If you plan to use a QR code, please tell the tram operator.
- Please put the fare in the fare box.
- If you do not have exact change, please use the change machines in the front and back of the tram.
- Please be careful as you will not receive change if you put a 500 Yen coin or 1,000 bill in the fare box.
- We cannot provide change for 2,000, 5,000, and 10,000 bills.



## [Transfers]

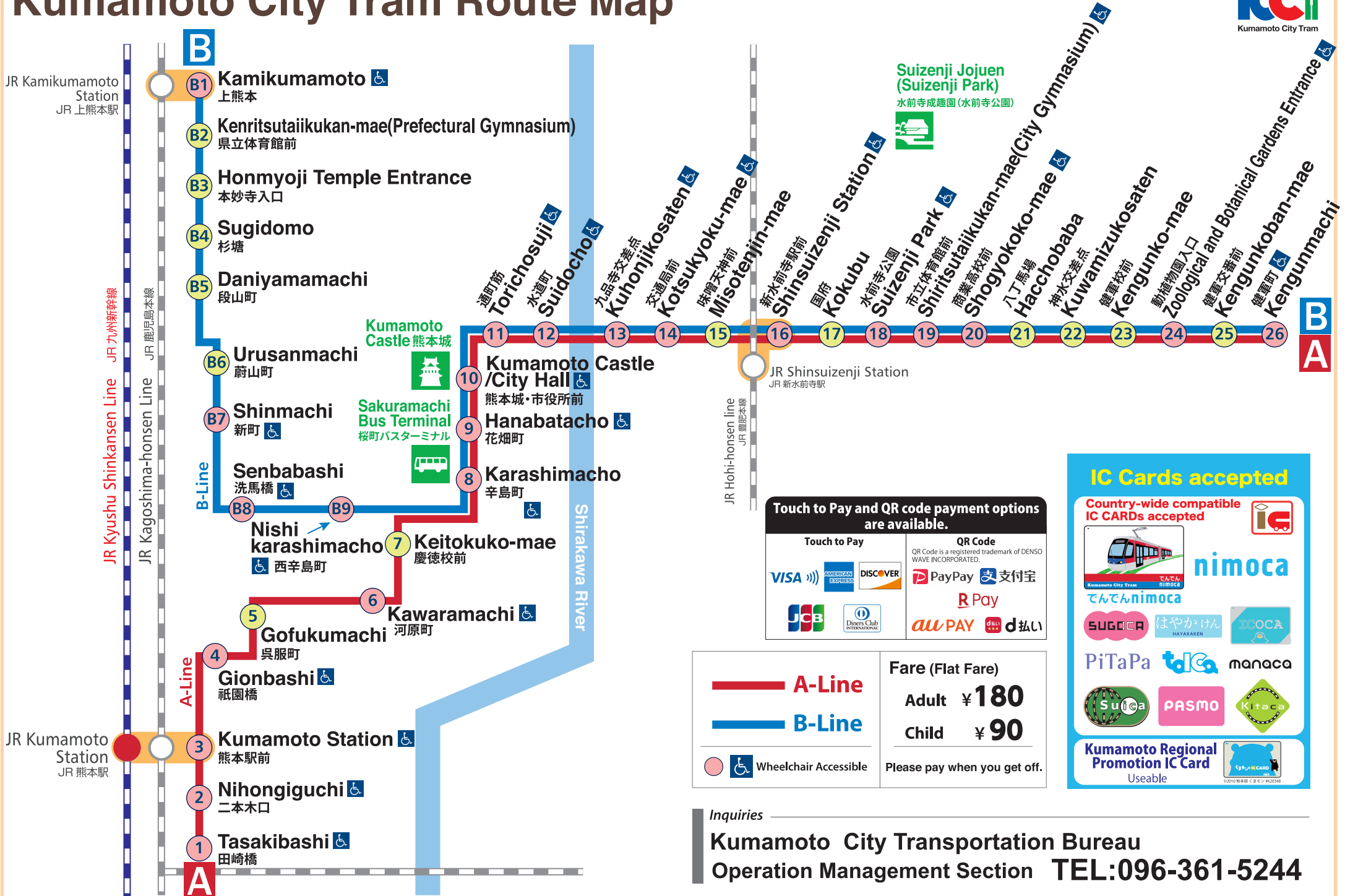
- Passengers transferring between the A-Line and B-Line at the Karashimacho city tram stop, please ask your driver for a transfer ticket before getting off.
- When transferring with your IC Card, please place it over the card reader upon boarding the connecting tram. Multiple persons cannot transfer on the same IC Card. Please ask for transfer tickets.
- Please transfer within 20 minutes.
- Transfers attempted after the 20 minute time limit and those made after misread card scans will be rejected.

# Kumamoto City Tram Guide



Kumamoto City Transportation Bureau

# Kumamoto City Tram Route Map



Inquiries

**Kumamoto City Transportation Bureau**  
Operation Management Section TEL:096-361-5244